

S12-PI

8-pin C12 Relay socket | Push-In



General data

Rated load	5 A / 250 V
Dielectric strength	
- All terminals / DIN rail	2.5 kV rms / 1 min
- Terminal / terminal	2.5 kV rms / 1 min
- Contact / coil terminal	2.5 kV rms / 1 min
Cross-section of connecting wire	
- Single wire	2 x 0.34 mm ² / AWG 22 ... 2 x 2.5 mm ² / AWG 14 Use copper conductors only Max. jacket diameter 4.0 mm Stripping length 8 mm
- Multi wire (un-crimped)	2 x 0.34 mm ² / AWG 22 ... 2 x 2.5 mm ² / AWG 14 Use copper conductors only Max. jacket diameter 4.0 mm Stripping length 8 mm
- Multi wire (crimped)	2 x 0.34 mm ² / AWG 22 ... 2 x 1.5 mm ² / AWG 16 Use copper conductors only Max. jacket diameter 4.0 mm Stripping length 8 mm
Mounting	TH35 (EN 60715)
Ambient temperature storage (no ice)	-40 ... 80 °C
Ambient temperature operation	-40 ... 60 °C
Weight	39 g
Housing material	PA

Included Accessories

Retaining clip, steel	S10-CPI
-----------------------	---------

Optional Accessories

Retaining clip, steel	S10-CPI (BAG 10 PCS)
Bridge A2 for Sx-PI / Sx-PIR	Sxx-BBPI (BAG 20 PCS)
2-way bridge for main circuit terminals	Sxx-BBPI2 (BAG 20 PCS)
4-way bridge for main circuit terminals	Sxx-BBPI4 (BAG 20 PCS)
Multi-operation tool kit for Push-in sockets	OT-PI kit
Marking strip	BS11-PI (50m tape)




fig. 1. Wiring diagram

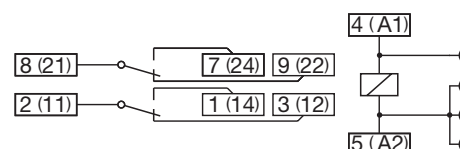
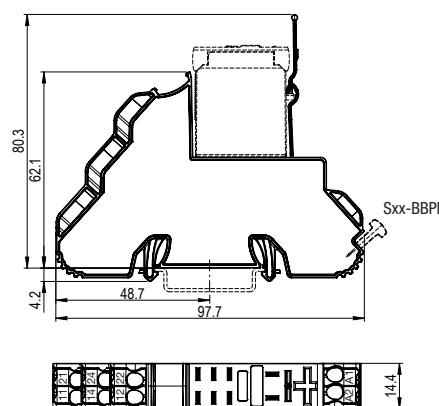


fig. 2. Dimension (mm)



Technical approvals, conformities

Standards EN 60664-1

Approvals