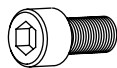
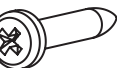
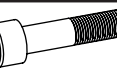




FI	Kiinnityskehikko RTP-pöytään	DE	Montage des Befestigungsrahmen an der Webank
SW	Grundram för Heavy Duty Arbetsbänk	FR	Montage du cadre a l'etabli lourd
EN	Fixing frame to the Heavy Duty Workbench	ES	Fijación del faldon trasero al banco de trabajo Workshop
IT	Fissaggio del telaio al banco da lavoro robusto	PT	Fixação do quadro à bancada de trabalho reforçada
NL	Het bevestigen van het frame aan de zware werkbank		

1		M8 x 16	12
2		6 x 40	4
3		M8 x 70	6
4		M8	8
5		M8	2

