

EMIL LEVEL



QUICK START Guide for Account and Company Activation



Download the EMIL LEVEL app from the Google Play Store for Android or the Apple Store for iOS.





CREATING A NEW COMPANY




JOINING AN EXISTING COMPANY


Step 1 – Open the app and tap “REGISTER”

 Enter the required information and press **NEW COMPANY**.

 **IMPORTANT:** The “Company Name” field will be used to generate the company profile. Please pay close attention when creating and typing the name, as it will be directly linked to the EMIL LEVEL sensors.

Step 2 – Check you email inbox.

 Click the link you received to activate your account.

 **IMPORTANT:** To activate your account, you must click the confirmation link only once. Any additional clicks will result in an error indicating that the account has already been activated.

Step 3 – Login in to the APP.


 Use the credentials you just created.


Step 4 – Initialize and activate your EMIL LEVEL sensors.

Go to the EMIL LEVEL sensor activation manual section

Step 5 – Add new users to your company:

 go to **Home > Settings > PASSKEY**

 Copy the codes generated by the PASSKEY button

 Send the PASSKEY to your collaborators and invite them to register under “Existing Company”.


Step 1 – Open the APP and tap “REGISTER”

 Initial Login.

Step 2 – Select “EXISTING COMPANY”

 Registration mode.

Step 3 – Enter Company Name + PASSKEY.


 Enter the COMPANY NAME and PASSKEY provided by the company creator.

Step 4 – Fill in your profile information.


 Enter the required personal information.

Step 5 – Activate your account by email.

 Click the link you received to activate your account.

 **IMPORTANT:** To activate your account, you must click the confirmation link only once. Any additional clicks will result in an error indicating that the account has already been activated.

Step 6 – Log in to the APP using your credentials.

 Login to the existing company completed. You can now use the APP to view EMIL LEVEL sensors previously configured by other users and add new ones.