

Floor-mounted pull-out unit
User manual



Symbols



Danger! Risk for injury or death if instructions are not followed



Instructions for proper use

Safety



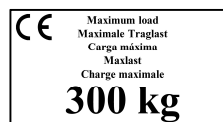
This instruction must be studied before using or being close to the pull-out unit



Before service or installation of pull-out unit, study installation and inspection manual



Never load a pallet that has a weight greater than capacity stated on label (example below)



Never use a pull-out unit that has visible damage or is not working properly




When in doubt, always ask your supervisor or supplier



Normal operation



Load pallet with a fork lift, pallet stacker or a manual pallet truck




Lift the little lever on the back side of the handle to open lock in inner position



Extract unit and pick components from pallet.



Lift with a straight back to avoid injury!



Push unit back in and verify so it locks in inner position