



# BP815P









## 1/2" High Performance Impact Wrench

2230 N.m



### FEATURES & BENEFITS

- Powerful twin hammer mechanism
- Long service life
- Three-step power regulator
- With practical clockwise and anticlockwise switch
- Light, durable composite and aluminium housing
- Non-slip soft-grip handle
- Easy one-hand forward and reverse change
- Air exhaust through the handle
- Cold-insulated handle
- Includes 1/4" coupling connector

 <b>1/2"</b>	 1.95 kg 4.30 lbs	 min <sup>-1</sup> 7.000
 L 195 mm	 MAX 1646 ft.lbs 2230 N.m	 l/min 130 l/min 6.5 Cfm
<b>BAR</b> 6.3 Bar 90 psi	 10 mm 3/8 inch	 6.35 mm 1/4 inch

