




MAX002


FOAM CONFIGURATION



MAX



+



+



=



BASE FOAM

1 x 5 mm / 1 x 0.2 inch

CUBED FOAM


1 x 25 mm / 1 x 0.98 inch

CONVOLUTED FOAM

1 x 12 mm / 1 x 0.47 inch

002


S / HDS




CUBED FOAM TUTORIAL



NEW MAXGRIP



+



=



CONVOLUTED FOAM

1 x 30 mm / 1 x 1.18 inch

CONVOLUTED FOAM

1 x 12 mm / 1 x 0.47 inch

002

GPB