


C(D)85, ISO Standard Cylinder, Double Acting, Single Rod CD85N25-50-B

Datasheet

The C85 series conforms to ISO 6432 and CETOP RP52P. The C85 is available in bore sizes 8mm through 25mm with standard strokes ranging from 10mm through 300mm. A unique rod packing design prevents entry of dust and the effectiveness of the seal is such that the C85 is suitable for use in extremely dusty environments. With abrasion resistant packings and replaceable nose seals, the C85 offers exceptional service life.



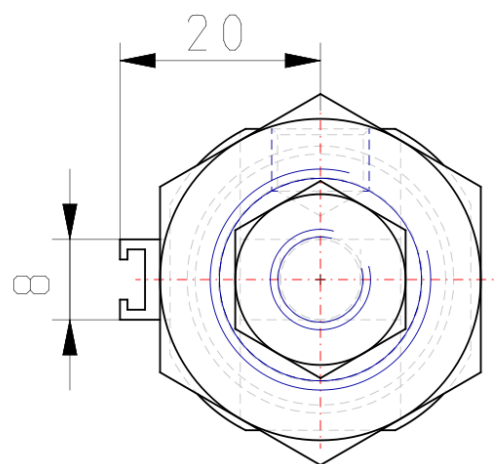
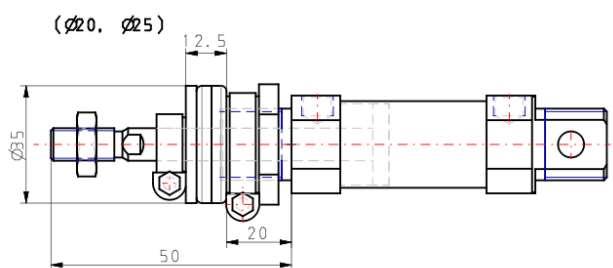
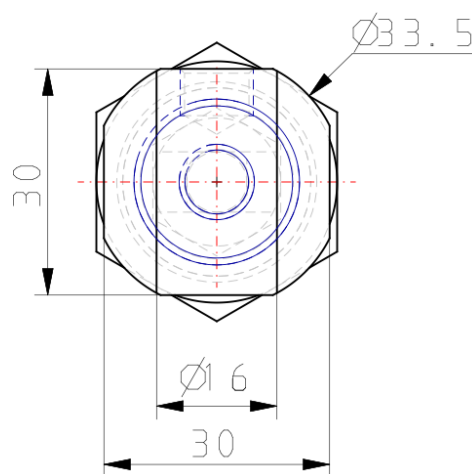
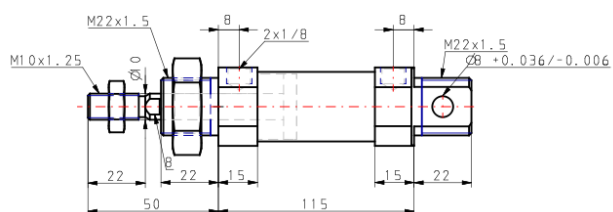
Double-acting, single-rod cylinder

Standard specifications

| | |
|--|-----------------------------|
| Magnet | D (Built-in) |
| Mounting | N (Basic Integrated Clevis) |
| Bore Size | Ø25 mm |
| Stroke | 50 |
| Cushion | Rubber Cushion |
| Rod Boot | None |
| Auto Switch Mounting Type | B (Band) |
| Rod End Options | None |
| Temperature Resistance | None |
| Low Speed | None |
| Stainless Steel | None |
| Long Stroke | None |
| - | Compressed Air |
| Maximum temperature of pressure medium with magnet | 80 °C |
| Minimum temperature of pressure medium with magnet | -20 °C |
| Maximum operating pressure | 1 MPa |
| Minimum operating pressure | 0.05 MPa |
| Proof pressure | 1.5 MPa |
| Maximum ambient temperature with magnet | 80 °C |
| Minimum ambient temperature with magnet | -20 °C |

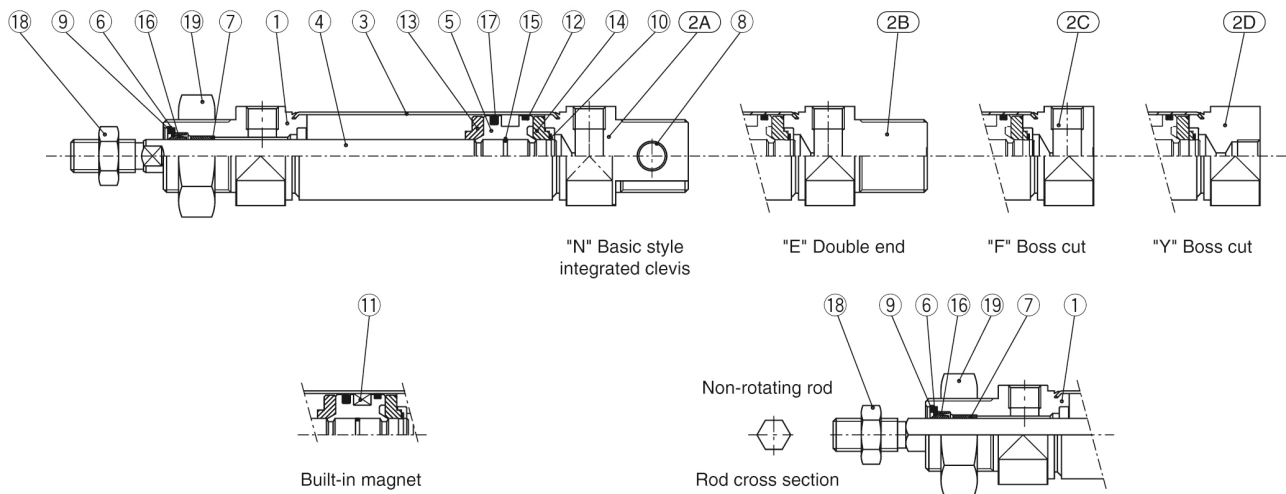
| | |
|---|-----------------|
| Pneumatic input connection | G 1/8 |
| Pneumatic output connection | G 1/8 |
| Theoretical cylinder force, advance stroke (at 0.5 MPa) | 245.5 N |
| Theoretical cylinder force, return stroke (at 0.5 MPa) | 206.2 N |
| Maximum piston speed | 1,500 mm/s |
| Type of cushioning | Rubber bumper |
| Piston rod end | External thread |
| Male thread of rod end | M10 x 1.25 |
| Minimum piston speed | 50 mm/s |
| Weight | 0.295 Kg |

Dimensions



Constructions

C□85□20, 25 Rubber bumper



Component Parts

| No. | Description | Material | Quantity | Remarks |
|-----|---------------|-----------------|----------|--------------------|
| ① | Rod cover | Aluminum alloy | 1 | White anodized |
| ②A | Head cover N | Aluminum alloy | 1 | White anodized |
| ②B | Head cover E | Aluminum alloy | 1 | White anodized |
| ②C | Head cover F | Aluminum alloy | 1 | White anodized |
| ②D | Head cover Y | Aluminum alloy | 1 | White anodized |
| ③ | Cylinder tube | Stainless steel | 1 | |
| ④ | Piston rod | Carbon steel | 1 | Hard chrome plated |
| ⑤ | Piston | Aluminum alloy | 1 | Chromated |
| ⑥ | Plain washer | Carbon steel | 1 | Nickel plated |
| ⑦ | Bushing | Sintered bronze | 1 | |
| ⑧ | Bushing | Sintered bronze | 2 | |

* Stainless steel (Non-rotating rod)

| No. | Description | Material | Quantity | Remarks |
|-----|----------------|----------------|----------|---------------------|
| ⑨ | Retaining ring | Carbon steel | 1 | Nickel plated |
| ⑩ | Retaining ring | Carbon steel | 2 | |
| ⑪ | Magnet | | 1 | (Switch style only) |
| ⑫ | Wear ring | Phenolic resin | 1 | |
| ⑬ | Bumper A | Urethane | 1 | |
| ⑭ | Bumper B | Urethane | 1 | |
| ⑮ | Piston gasket | NBR | 1 | |
| ⑯ | Rod seal | NBR | 1 | |
| ⑰ | Piston seal | NBR | 1 | |
| ⑱ | Rod end nut | Carbon steel | 1 | Nickel plated |
| ⑲ | Mounting nut | Carbon steel | 1 | Nickel plated |

Additional information

Catalogue

[C85_C75-A_EU.pdf](#)